

## PATENT SPECIFICATION



Convention Date (Germany): Aug. 15, 1933.

424,870

Application Date (in United Kingdom): Aug. 15, 1934. No. 23579/34.

Complete Specification Accepted: March 1, 1935.

## COMPLETE SPECIFICATION

## Improvements in or relating to Puzzles

- I, ALBIN RITZMANN, of German nationality, of Siegeshöhe, Eisfeld, Thuringia, Germany, do hereby declare the nature of this invention and in what manner the same is to be performed to be particularly described and ascertained in and by the following statement:—
- This invention relates to a puzzle of the kind consisting of a frame and a number of similar blocks displaceably arranged in one plane in the frame, the number of blocks used being less than the maximum number that the frame could accommodate so that there is always at least one vacant place into which an adjacent block can be moved by sliding it in a direction parallel to two opposite edges of the frame.
- According to the invention the frame is open on both sides, and the individual blocks are prevented from dropping out by interengagement of their edges with those of the adjacent blocks and with the inner edges of the frame.
- The interengaging elements preferably consist of grooves and projecting tongues, each block being provided with grooves on two edges and tongues on the other two edges, grooves also being provided on two of the inner edges of the frame and tongues along the other two inner edges.
- The new puzzle can be used on both sides. The blocks admit of being displaced easily, because owing to the frame being open at the back as well as at the front, the front and back of the block can be taken hold of between two fingers and displaced.
- The invention is illustrated by way of example in the accompanying drawings, in which
- Figure 1 is a front view of the puzzle;  
Figure 2 is a side view of a closure strip forming one side of the frame;  
Figure 3 a back view of the puzzle;  
Figure 4 a front view of one block; and  
Figure 5 a side view of a block.
- In these drawings *a* is a square frame surrounding the blocks, and *b* is a closure strip which forms one side of the frame, and is detachably secured thereto by means of two screws *c*. On the inner edges of two adjacent sides the assembled frame is provided with grooves *d*, in which projecting tongues *f* on two edges of the blocks *e* slidably engage.
- The inner edges of the other two sides of the assembled frame are provided with projecting ledges or tongues on which grooves *g* on the other two edges of the blocks *e* engage.
- The frame illustrated could accommodate sixteen square blocks *e*, but only fifteen are used, so that there is always one vacant place, into which an adjacent block can be shifted.
- The grooves and projections of the blocks *e* are so dimensioned that the blocks hold one another mutually and admit of being slidably displaced.
- It is impossible to take a block out unless the frame is unscrewed and the closure strip *b* removed.
- The fronts and backs of the blocks may be marked with the numbers 1 to 15. On the back there may alternatively be letters, pictures or advertising matter. One side or both sides may alternatively be constructed as a reading puzzle.
- If on one side a proverb is to be composed in which some letters occur more than once, the problem becomes more difficult, because it is insoluble if definite blocks have been interchanged with one another in assembling the blocks in the frame.
- The frame may be provided with instructions for use or with advertising matter.
- The blocks may be subdivided so as to form thirty independently displaceable rectangular blocks.
- Having now particularly described and ascertained the nature of my said invention and in what manner the same is to be performed, I declare that what I claim is:—
1. A puzzle consisting of a frame and a number of similar blocks displaceably arranged in one plane in the frame, the number of blocks used being less than the maximum number that the frame could accommodate, so that there is always at least one vacant place into which an adjacent block can be moved by sliding it in a direction parallel to two opposite edges of the frame, characterised by the feature that the frame is open at the back as well

[Price 1/-]

Price 2/6

as at the front, the individual blocks being prevented from dropping out by inter-engagement of their edges with those of the adjacent blocks and with the inner  
5 edges of the frame.

2. A puzzle as claimed in claim 1, characterised by the feature that the interengaging elements consist of grooves and projecting tongues, each block being  
10 provided with grooves on two edges and

tongues on the other two edges, grooves also being provided along two of the inner edges of the frame and tongues along the other two inner edges.

3. A puzzle, substantially as herein- 15  
before described with reference to the accompanying drawings.

Dated this 30th day of July, 1934.  
MARKS & CLERK.

[This Drawing is a full-size reproduction of the Original.]

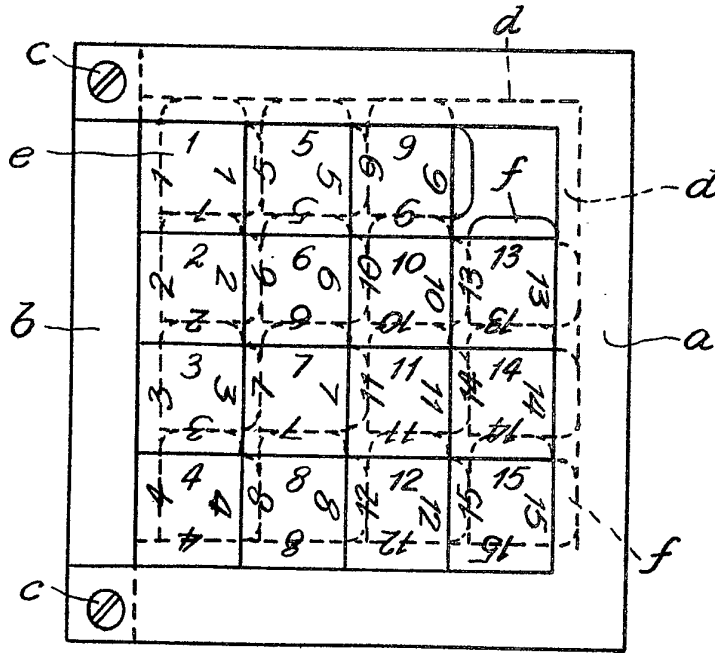


FIG. 1.

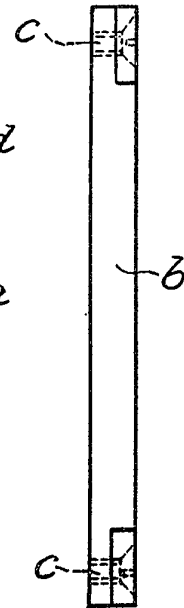


FIG. 2.

FIG. 3.

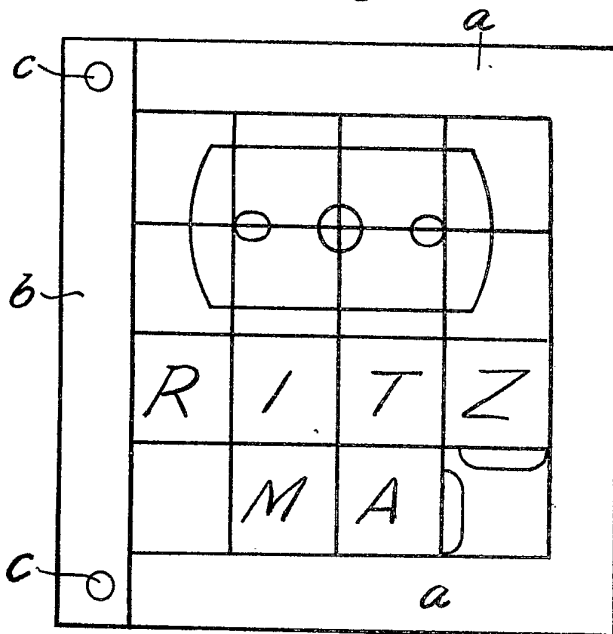


FIG. 4.

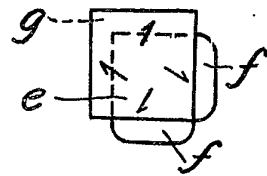


FIG. 5.

