

(No Model.)

A. T. BRADSHAW.
PUZZLE.

No. 427,392.

Patented May 6, 1890.

Fig. 1

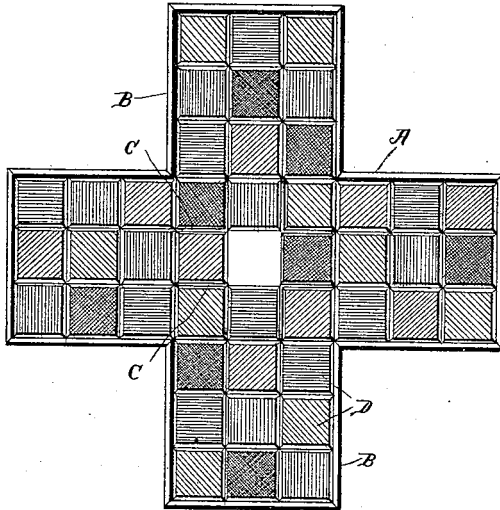


Fig. 2

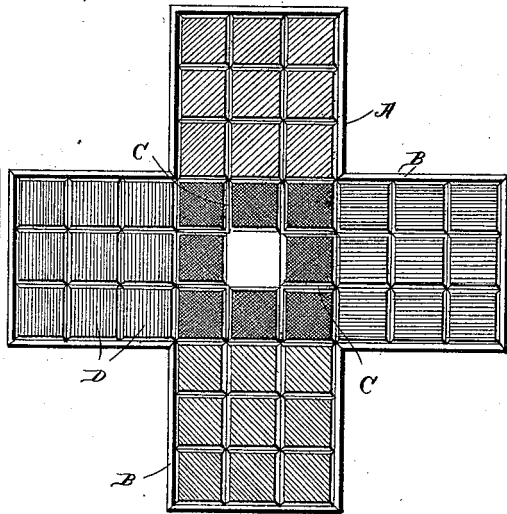


Fig. 3

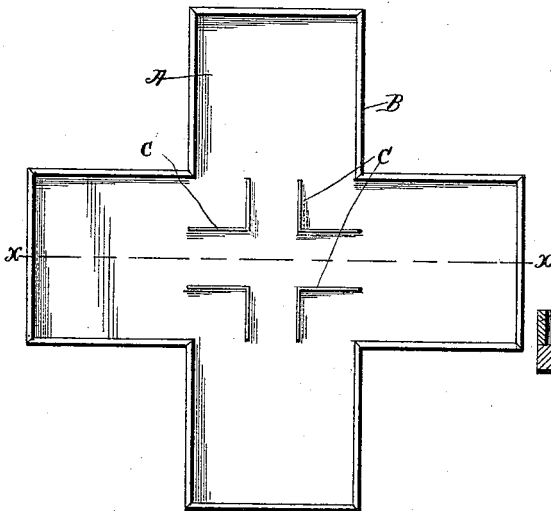
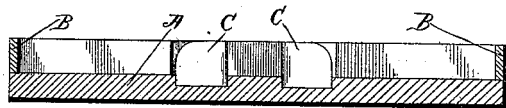


Fig. 4



Witnesses

Geo. E. French.

Inventor

Arthur T. Bradshaw.

By his Attorneys,

R. H. Bishop.

C. Snow & Co.

UNITED STATES PATENT OFFICE.

ARTHUR T. BRADSHAW, OF WILLIMANTIC, CONNECTICUT.

PUZZLE.

SPECIFICATION forming part of Letters Patent No. 427,892, dated May 6, 1890.

Application filed June 26, 1889. Serial No. 315,594. (No model.)

To all whom it may concern:

Be it known that I, ARTHUR T. BRADSHAW, a citizen of the United States, residing at Willimantic, in the county of Windham and State of Connecticut, have invented a new and useful Puzzle, of which the following is a specification.

My invention relates to improvements in puzzles; and it consists in certain novel features hereinafter described and claimed.

In the annexed drawings, Figure 1 is a plan view of a puzzle embodying my invention, showing it arranged for solution. Fig. 2 is a similar view showing the parts as they appear after the puzzle has been solved. Fig. 3 is a plan view of the base-board. Fig. 4 is a sectional view taken on the line *xx* of Fig. 3.

Referring to the drawings by letter, A designates the base, which is made of any suitable material and of any desired size. The base is in the form of a cross, and is provided around its edge with the rim or flange B, as shown. The arms of the cross may be made of a proper size to provide equal squares, the body or center of the cross forming the central square; but this exact proportion is not essential, as the arms may be made shorter. On the upper side of the center of the base I provide the L-shaped ribs C, the arms of which are arranged parallel with the flanges at the side edges of the arms of the base and form guideways which intersect on the base.

D designates a number of blocks which are variously colored and are arranged on the upper side of the base. The blocks are of a

proper number to completely cover the arms of the base, and to cover the center of the same with the exception of a space equal to one block.

When my puzzle is arranged for solution, the blocks are placed on the base so that the colors will be promiscuously mixed, and the puzzle is solved by moving the blocks one at a time until all the blocks of one color are together and the several colors will each occupy one arm and the square in the center. This position of the blocks is illustrated in Fig. 2.

My device is very simple and can be manufactured and sold at a trifling cost. The side flanges prevent the blocks slipping from the base, and the L-shaped ribs on the center of the base form guideways to prevent more than one block being moved at a time.

Having thus described my invention, what I claim, and desire to secure by Letters Patent, is—

A puzzle consisting of a base having the form of a cross and provided on its upper side at its center with L-shaped ribs forming intersecting guideways, and a number of blocks arranged on the upper side of the base and of various colors, as set forth.

In testimony that I claim the foregoing as my own I have hereto affixed my signature in presence of two witnesses.

ARTHUR T. BRADSHAW.

Witnesses:

S. E. AMIDON,

A. C. SCRIPTURE.